

Model UF3L series

Bare Die (Flip chip form, Au Pad)

For the main stream applications

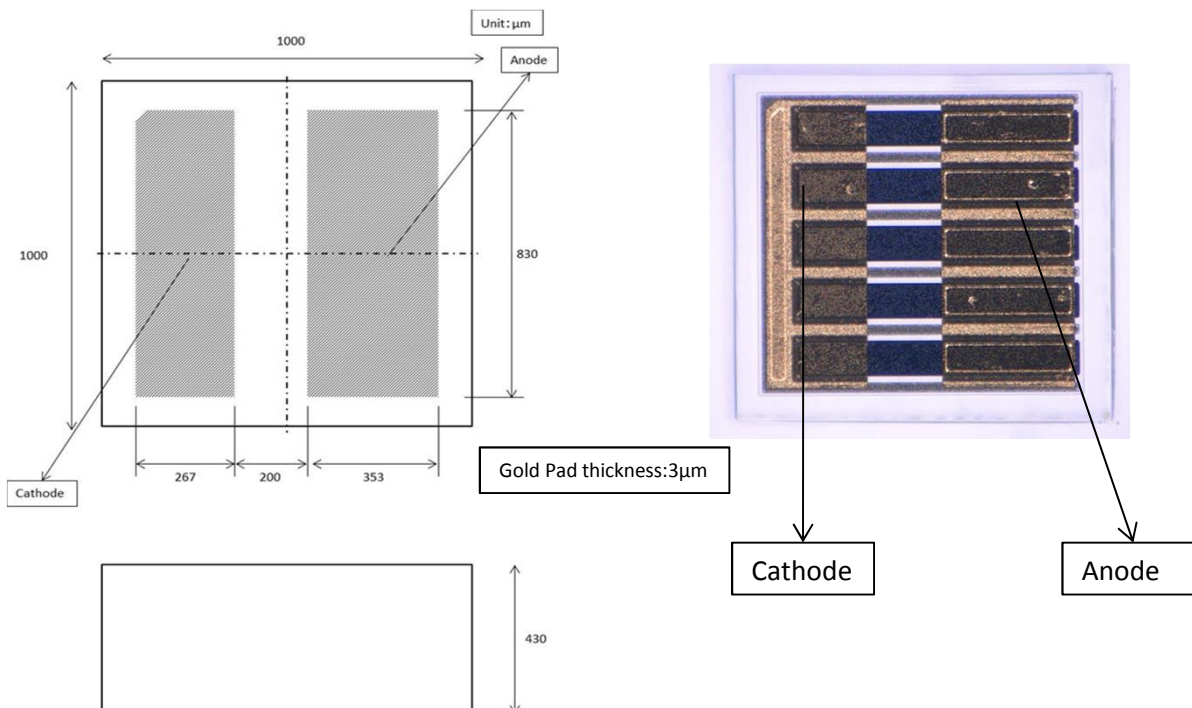
Typical Optical-Electrical Characteristics


($T_a=25^\circ\text{C}$)

| Item | Symbol | Unit | UF3L | | | | | |
|----------------------------|----------|------|----------|-----|-----|----------|-------|-----|
| | | | IF=350mA | | | IF=600mA | | |
| | | | Min | Typ | Max | Min | Typ | Max |
| Peak Wavelength | ρ | nm | 320 | 325 | 330 | - | (325) | - |
| Radiant Flux | P_o | mW | - | 45 | - | - | 70 | - |
| Full Width at Half Maximum | Δ | nm | - | 12 | - | - | (12) | - |
| Forward Voltage | V_F | V | - | 5.2 | - | - | 5.5 | - |

Product ID, Physical dimensions and Sample photo

UF3LC-00001

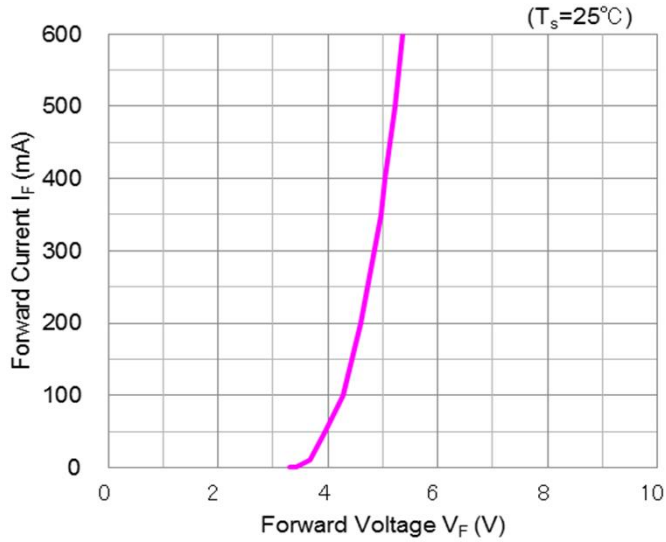


| | |
|---|---|
|  | ⚠ WARNING |
| | <ul style="list-style-type: none"> • LEDs emit very strong UV radiation. • Do not look at the LED light with the naked eye or irradiate the skin. UV radiation can harm your eyes and skin. • To prevent UV radiation exposure, wear protective eyewear and protective equipment. • If LEDs are embedded in devices, please indicate warning labels against the UV light LED used. • Keep out of reach of children. • Specification and dimension are subject to change for improvement without notice. |

Model UF3L series

Bare Die (Flip chip form, Au Pad)

Forward Voltage vs Forward Current



Forward Current vs Radiant Flux

