

Model 325-SL-02 series**Bare Die (Flip chip form, AuSn Pad)****Typical Optical-Electrical Characteristics**(I_F=350mA, T_a=25°C)

Item	Symbol	Unit	325-SL-02-C		
			Min	Typ	Max
Peak Wavelength (*)	λ_p	nm	320	325	330
Radiant Flux (**)	P _o	mW	40	62	-
Full Width at Half Maximum	$\Delta\lambda$	nm	-	15	20
Forward Voltage	V _F	V	-	5.0	-


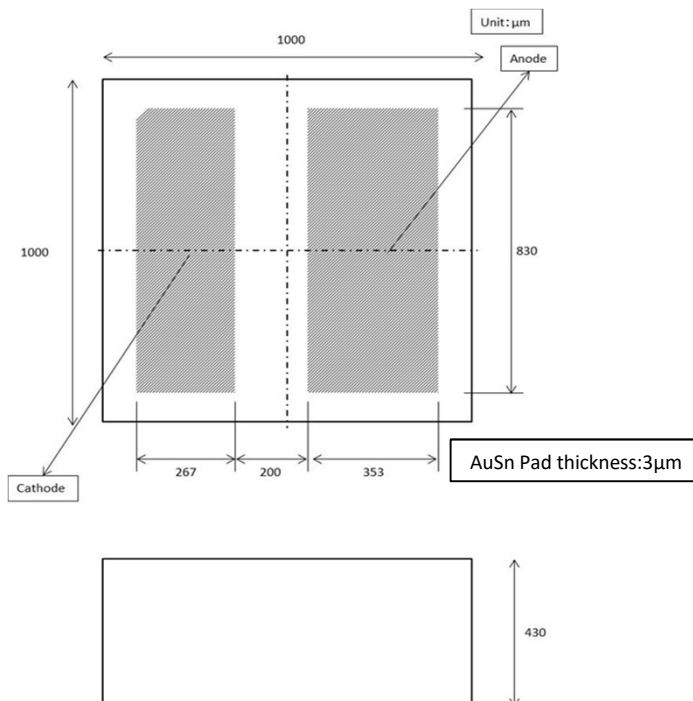
(*)Peak Wavelength Measurement tolerance is ±3nm.

(**)Radiant Flux Measurement tolerance is ±10%.

Specification and dimension are subject to change for improvement without notice.

Product ID, Physical dimensions**325-SL-02-C**

Bare Die



Cathode (AuSn)

Anode (AuSn)

**WARNING**

- LEDs emit very strong UV radiation.
- Do not look at the LED light with the naked eye or irradiate the skin.
UV radiation can harm your eyes and skin.
- To prevent UV radiation exposure, wear protective eyewear and protective equipment.
- If LEDs are embedded in devices, please indicate warning labels against the UV light LED used.
- Keep out of reach of children.

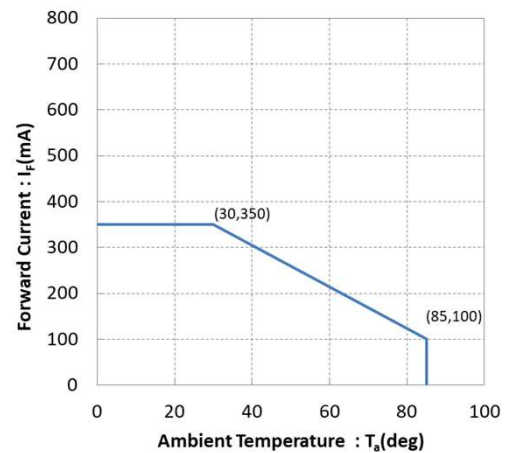
Model 325-SL-02 series

Bare Die (Flip chip form, AuSn Pad)

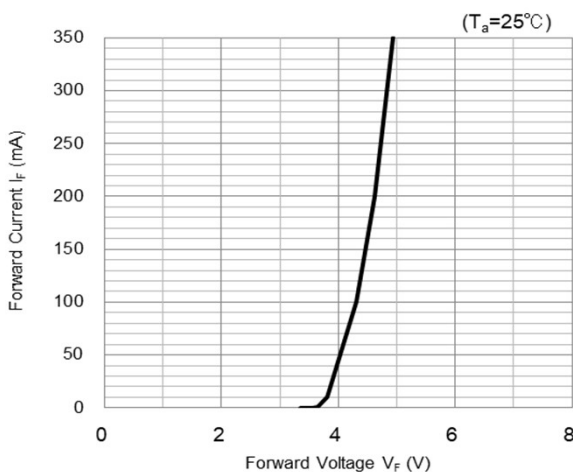
Absolute Maximum Ratings

Item	Symbol	Unit	Value
Forward Current	I_F	mA	350
Junction Temperature	T_J	°C	90
Operating Temperature	T_{OPR}	°C	-30 ~ +85
Storage Temperature	T_{STR}	°C	-40 ~ +85 (No condensation)

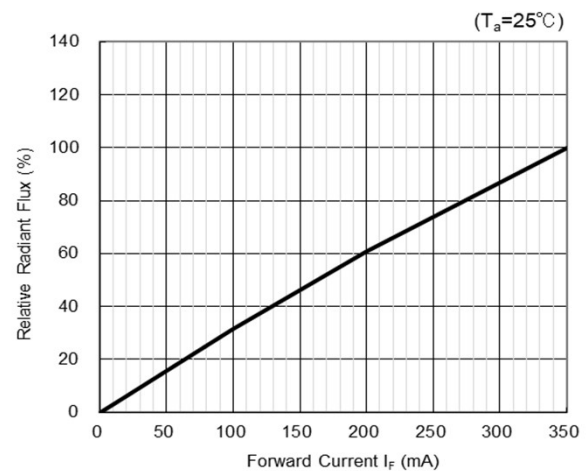
Derating Curve



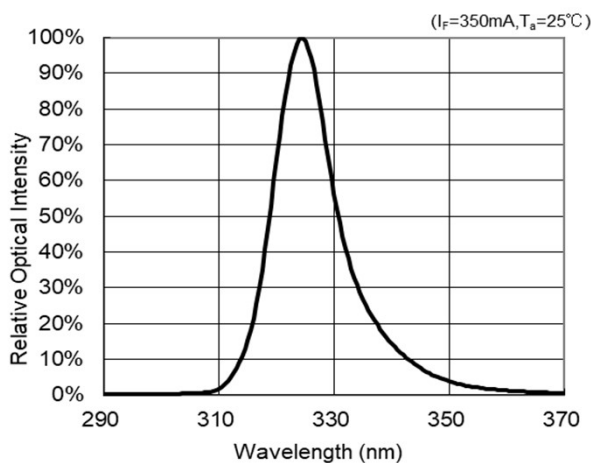
Forward Voltage vs Forward Current



Forward Current vs Radiant Flux



Spectrum

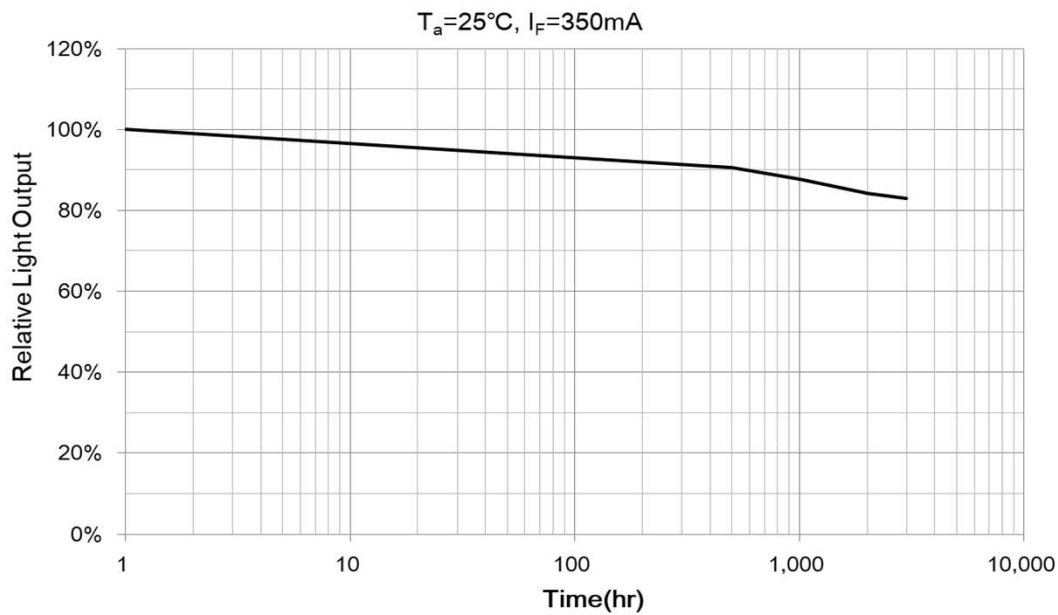


Model 325-SL-02 series

Bare Die (Flip chip form, AuSn Pad)

Life Expectancy Data

(for reference only)



This life data was measured with the AlN submount on Al-substrate and fan.