

# Model 340-FL-02-00001 series

## Bare Die (Flip chip form, Au Pad)

### Typical Optical-Electrical Characteristics

( $I_F=350\text{mA}$ ,  $T_a=25^\circ\text{C}$ )

Item	Symbol	Unit	340-FL-02-C-00001		
			Min	Typ	Max
Peak Wavelength (*)	$\lambda_p$	nm	335	340	345
Radiant Flux (**)	$P_o$	mW	65	100	-
Full Width at Half Maximum	$\Delta\lambda$	nm	-	9	15
Forward Voltage	$V_F$	V	4.0	4.8	5.5


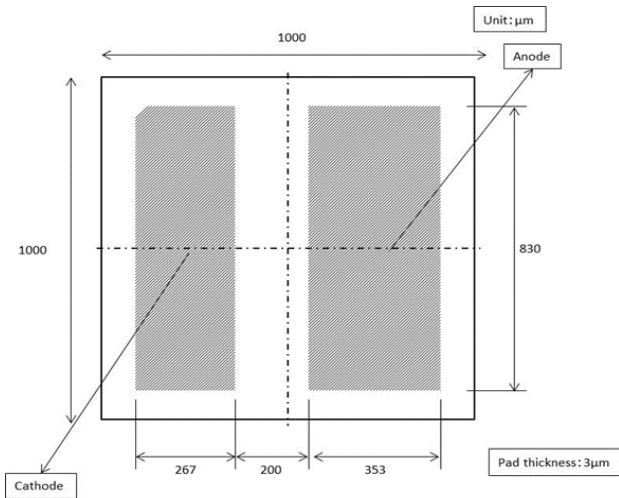
(\*)Peak Wavelength Measurement tolerance is  $\pm 3\text{nm}$ .

(\*\*)Radiant Flux Measurement tolerance is  $\pm 10\%$ .

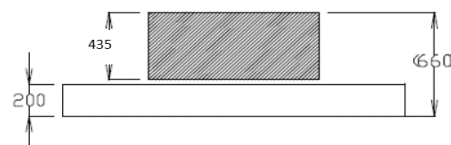
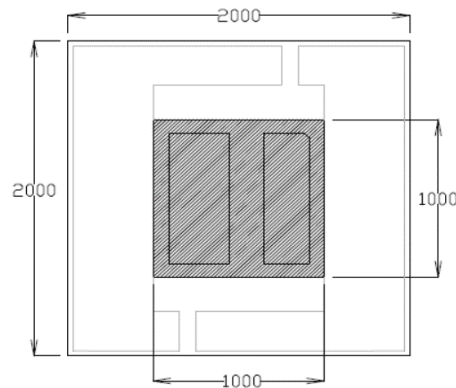
Specification and dimension are subject to change for improvement without notice.

### Product ID, Physical dimensions

#### 340-FL-02-C-00001 Bare Die



#### 340-FL-02-S08-00001 With AlN Submount



	<b>⚠ WARNING</b>
	<ul style="list-style-type: none"> <li>• LEDs emit very strong UV radiation.</li> <li>• Do not look at the LED light with the naked eye or irradiate the skin. UV radiation can harm your eyes and skin.</li> <li>• To prevent UV radiation exposure, wear protective eyewear and protective equipment.</li> <li>• If LEDs are embedded in devices, please indicate warning labels against the UV light LED used.</li> <li>• Keep out of reach of children.</li> </ul>

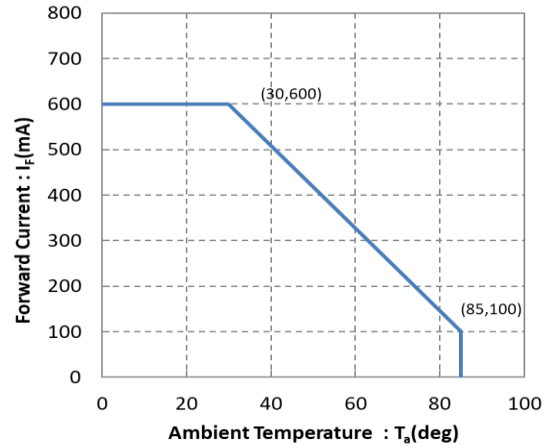
# Model 340-FL-02-00001 series

## Bare Die (Flip chip form, Au Pad)

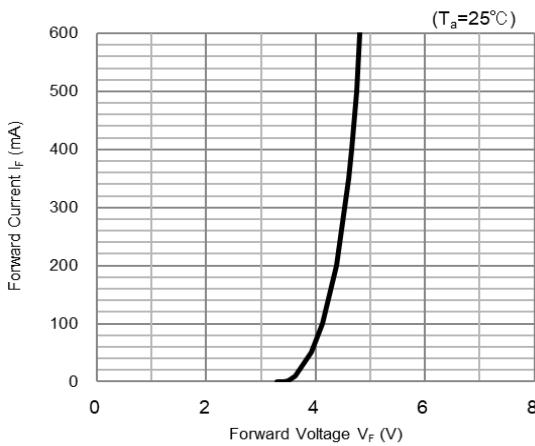
### Absolute Maximum Ratings

Item	Symbol	Unit	Value
Forward Current	$I_F$	mA	600
Junction Temperature	$T_J$	°C	90
Operating Temperature	$T_{OPR}$	°C	-30 ~ +85
Storage Temperature	$T_{STR}$	°C	-40 ~ +85 (No condensation)

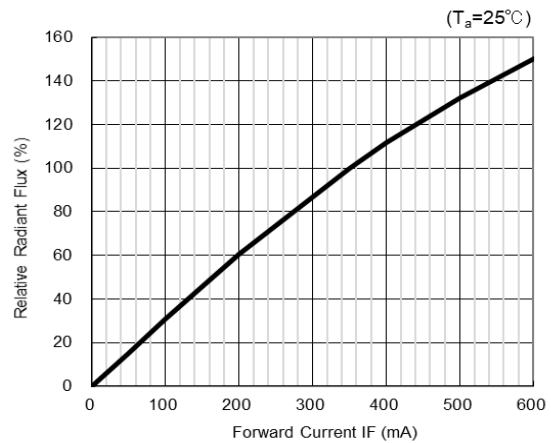
### Derating Curve



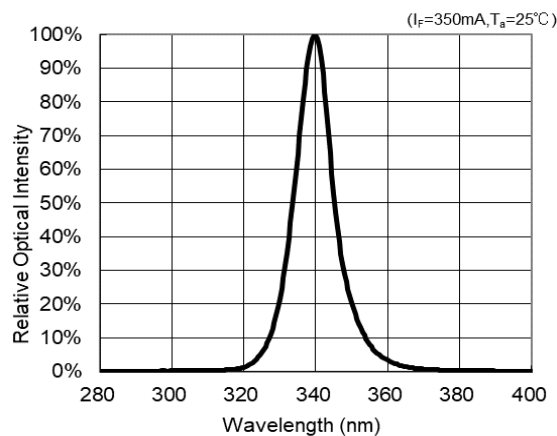
### Forward Voltage vs Forward Current



### Forward Current vs Radiant Flux



### Spectrum

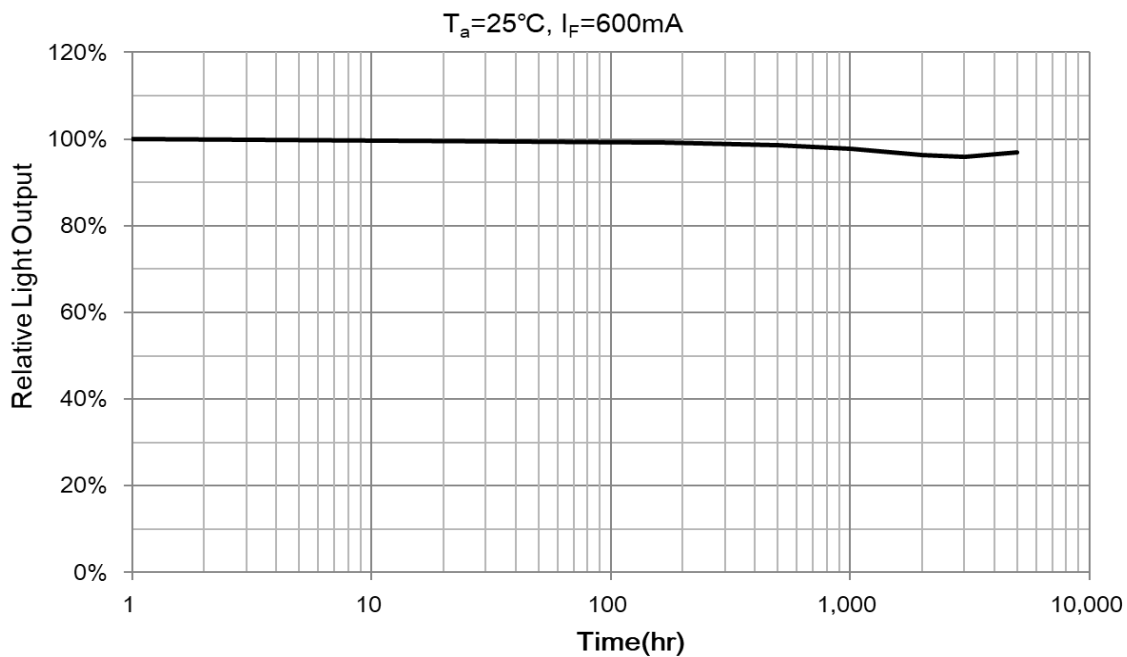
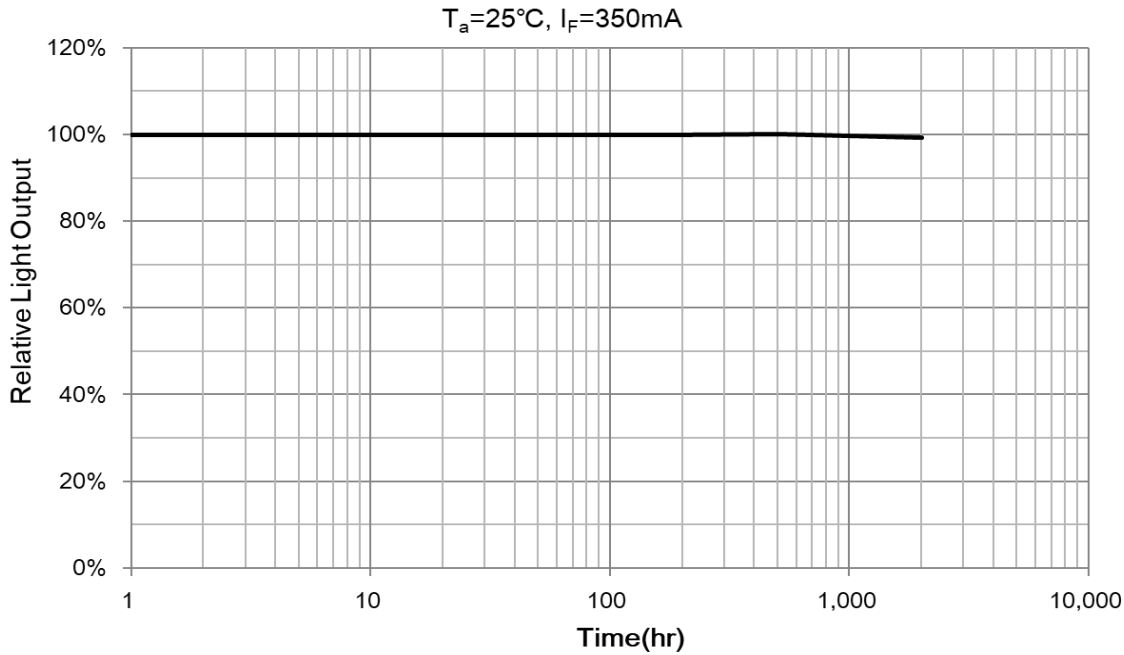


## Model 340-FL-02-00001 series

### Bare Die (Flip chip form, Au Pad)

#### Life Expectancy Data

(for reference only)



This life data was measured with the AIN submount on Al-substrate and fan.