

Model 340-SF-03-C

Bare Die (Flip chip form, AuSn Pad)

Typical Optical-Electrical Characteristics

(I_F=20mA, T_a=25°C)

Item	Symbol	Unit	Min	Typ	Max
Peak Wavelength(*)	λ_p	nm	335	340	345
Radiant Flux(**)	P _o	mW	4.0	6.5	—
Full Width at Half Maximum	$\Delta\lambda$	nm	—	10	15
Forward voltage	V _F	V	3.6	3.8	5.5

(I_F=50mA, T_a=25°C)

Item	Symbol	Unit	Min	Typ	Max
Peak Wavelength(*)	λ_p	nm	335	340	345
Radiant Flux(**)	P _o	mW	—	17	—
Full Width at Half Maximum	$\Delta\lambda$	nm	—	10	15
Forward voltage	V _F	V	—	4.1	—

(*)Peak Wavelength Measurement tolerance is ±3nm.

(**)Radiant Flux Measurement tolerance is ±10%.

Specification and dimension are subject to change for improvement without notice.

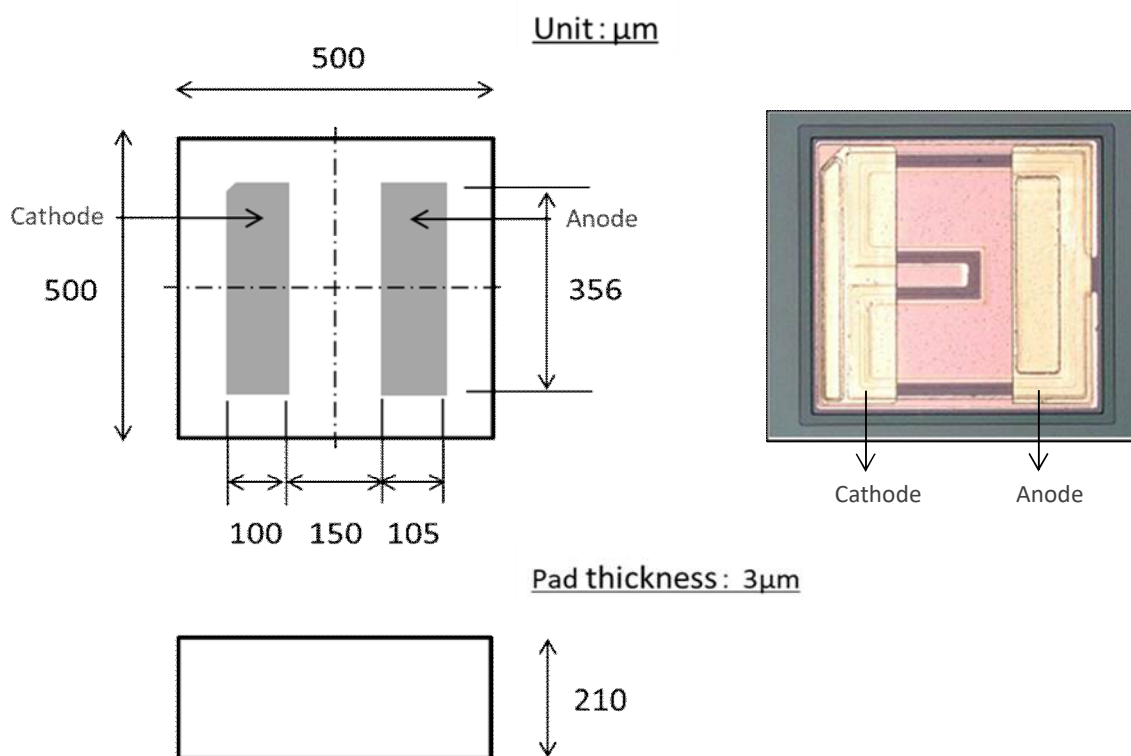
Absolute Maximum Ratings

Item	Symbol	Unit	Value
Forward Current	I _F	mA	50
Reverse Voltage	V _R	V	5
Junction Temperature	T _J	°C	90
Operating Temperature	T _{OPR}	°C	-30 ~ +85
Storage Temperature	T _{STR}	°C	-40 ~ +85 (No condensation)

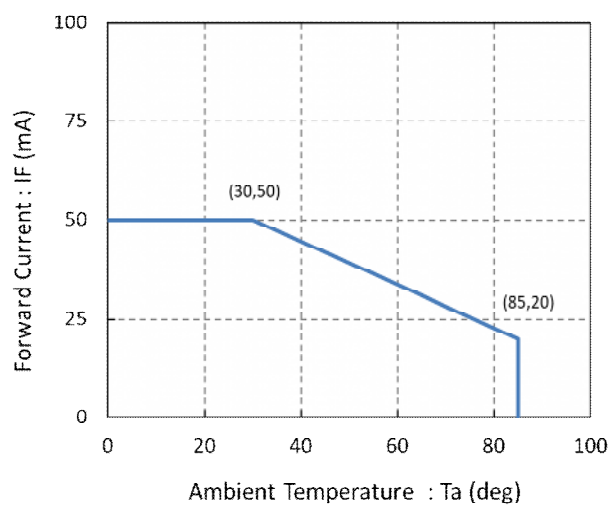
Model 340-SF-03-C

Bare Die (Flip chip form, AuSn Pad)

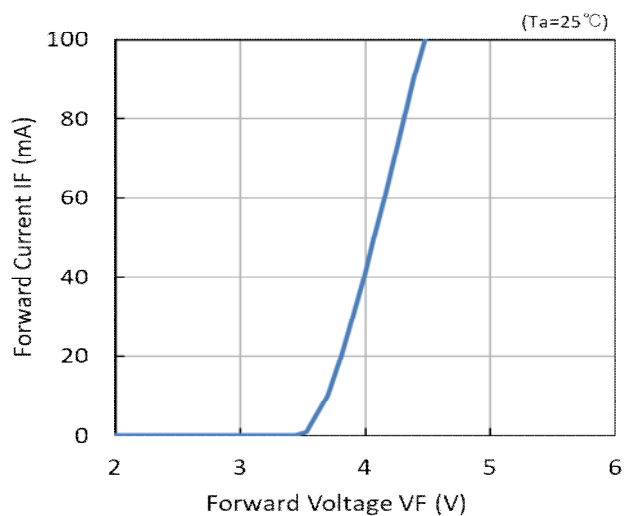
Physical dimensions and Sample photo



Derating Curve



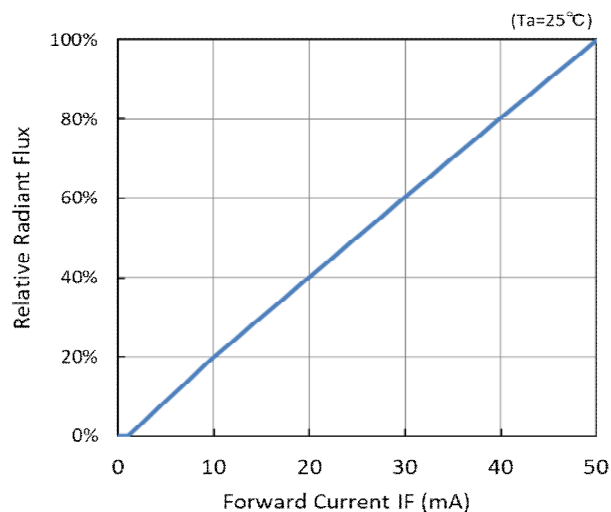
Forward Voltage vs Forward Current



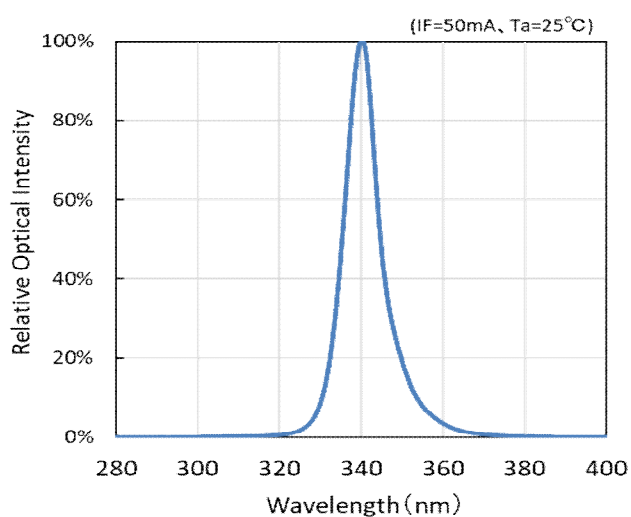
Model 340-SF-03-C

Bare Die (Flip chip form, AuSn Pad)

Forward Current vs Radiant Flux

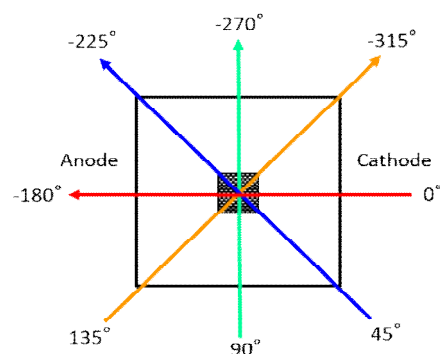
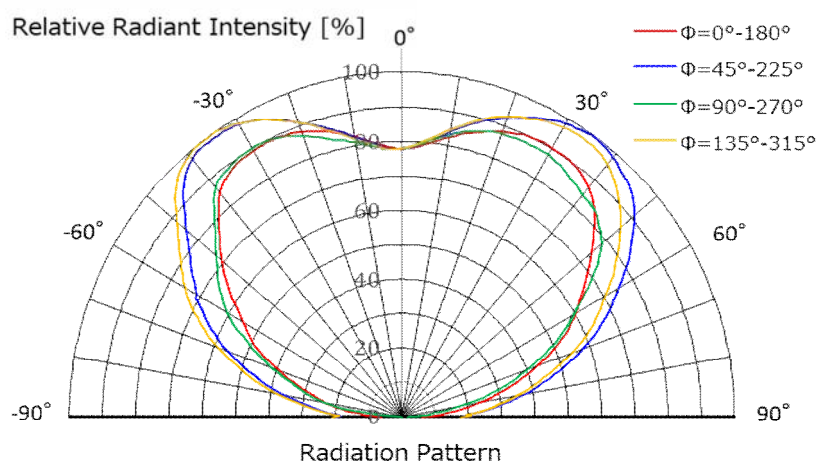


Spectrum



- These data as on the page 2 to 3 were determined with Al-substrate on a heat sink and fan.

Radiation Pattern



Half-value angle $2\theta_{1/2}$

0°	45°	90°	135°	min	ave	max
135.9	146.9	136.0	146.5	135.9	141.3	146.9

- This data is for reference only.



Model 340-SF-03-C

Bare Die (Flip chip form, AuSn Pad)

Handling Static Electricity

This product is sensitive to static electricity and surge voltages, which may damage the device and reduce reliability. When handling the product, please refer to the example below and take sufficient measures against static electricity.

- Charge removal using wrist straps, conductive clothing, conductive shoes, conductive flooring, etc.
- Eliminating electric charges by installing equipment, jigs, etc. in the work area.
- Installation of workbenches, storage shelves, etc. using conductive materials.

	 WARNING
	<ul style="list-style-type: none">• LEDs emit very strong UV radiation.• Do not look at the LED light with the naked eye or irradiate the skin.• UV radiation can harm your eyes and skin.• To prevent UV radiation exposure, wear protective eyewear and protective equipment.• If LEDs are embedded in devices, please indicate warning labels against the UV light LED used.• Keep out of reach of children.