

Model xxx-FE-01 series

Bare Die (Flip chip form, Au Pad)

Typical Optical-Electrical Characteristics

($I_F=20\text{mA}$, $T_a=25^\circ\text{C}$)

Item	Symbol	Unit	265-FE-01			275-FE-01			280-FE-01		
			Min	Typ	Max	Min	Typ	Max	Min	Typ	Max
Peak Wavelength(*)	λ_p	nm	260	265	270	270	275	280	275	280	285
Radiant Flux(**)	P_o	mW	-	2.5	-	-	3.8	-	-	3.8	-
Full Width at Half Maximum	$\Delta\lambda$	nm	-	11	-	-	11	-	-	11	-
Forward Voltage	V_F	V	-	5.2	-	-	4.8	-	-	4.8	-

Item	Symbol	Unit	308-FE-01			325-FE-01			340-FE-01		
			Min	Typ	Max	Min	Typ	Max	Min	Typ	Max
Peak Wavelength(*)	λ_p	nm	303	308	313	320	325	330	335	340	345
Radiant Flux(**)	P_o	mW	-	3.5	-	-	3.0	-	-	3.0	-
Full Width at Half Maximum	$\Delta\lambda$	nm	-	15	-	-	12	-	-	10	-
Forward Voltage	V_F	V	-	5.0	-	-	4.2	-	-	4.0	-

(*)Peak Wavelength Measurement tolerance is $\pm 3\text{nm}$.

(**)Radiant Flux Measurement tolerance is $\pm 10\%$.

Binning is available.

Specification and dimension are subject to change for improvement without notice.

($I_F=50\text{mA}$, $T_a=25^\circ\text{C}$)

Item	Symbol	Unit	265-FE-01			275-FE-01			280-FE-01		
			Min	Typ	Max	Min	Typ	Max	Min	Typ	Max
Peak Wavelength(*)	λ_p	nm	-	265	-	-	275	-	-	280	-
Radiant Flux(**)	P_o	mW	-	6.5	-	-	9.7	-	-	9.7	-
Full Width at Half Maximum	$\Delta\lambda$	nm	-	11	-	-	11	-	-	11	-
Forward Voltage	V_F	V	-	5.5	-	-	5.1	-	-	5.1	-



Item	Symbol	Unit	308-FE-01			325-FE-01			340-FE-01		
			Min	Typ	Max	Min	Typ	Max	Min	Typ	Max
Peak Wavelength(*)	λ_p	nm	-	308	-	-	325	-	-	340	-
Radiant Flux(**)	P_o	mW	-	9.0	-	-	7.5	-	-	7.5	-
Full Width at Half Maximum	$\Delta\lambda$	nm	-	15	-	-	12	-	-	10	-
Forward Voltage	V_F	V	-	5.5	-	-	5.0	-	-	4.8	-

(*)Peak Wavelength Measurement tolerance is $\pm 3\text{nm}$.

(**)Radiant Flux Measurement tolerance is $\pm 10\%$.

Binning is available.


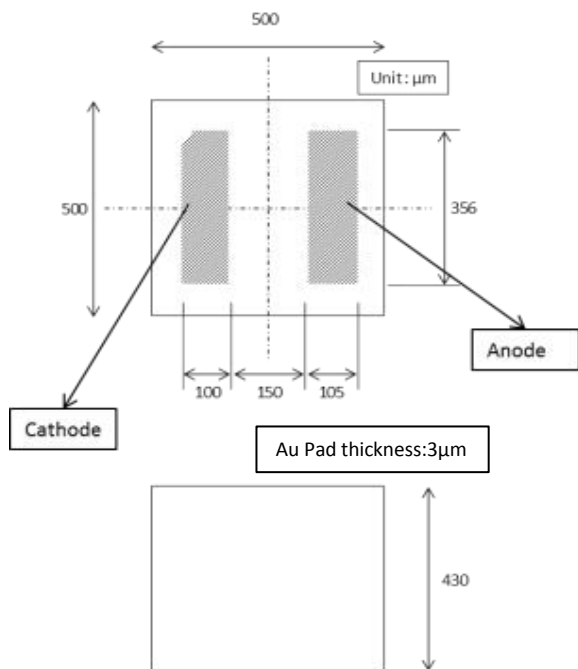
Specification and dimension are subject to change for improvement without notice.

	 WARNING
	<ul style="list-style-type: none"> • LEDs emit very strong UV radiation. • Do not look at the LED light with the naked eye or irradiate the skin. UV radiation can harm your eyes and skin. • To prevent UV radiation exposure, wear protective eyewear and protective equipment. • If LEDs are embedded in devices, please indicate warning labels against the UV light LED used. • Keep out of reach of children.

Model xxx-FE-01 series Bare Die (Flip chip form, Au Pad)

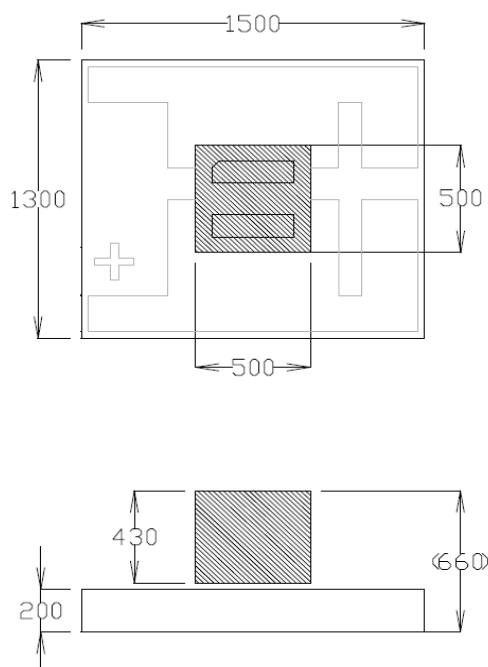
Product ID, Physical dimensions and Sample photo

xxx-FE-01-C Bare die



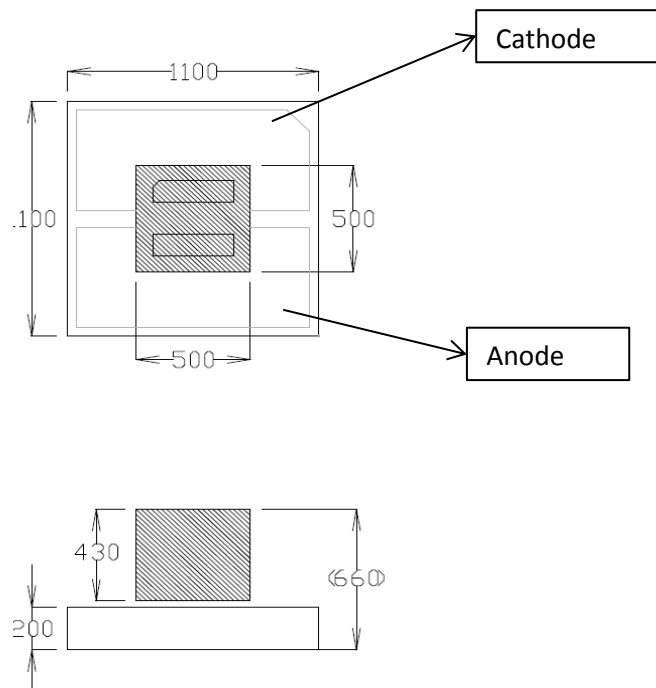
xxx-FE-01-S0A

With AlN submount1



xxx-FE-01-S0B

With AlN submount2

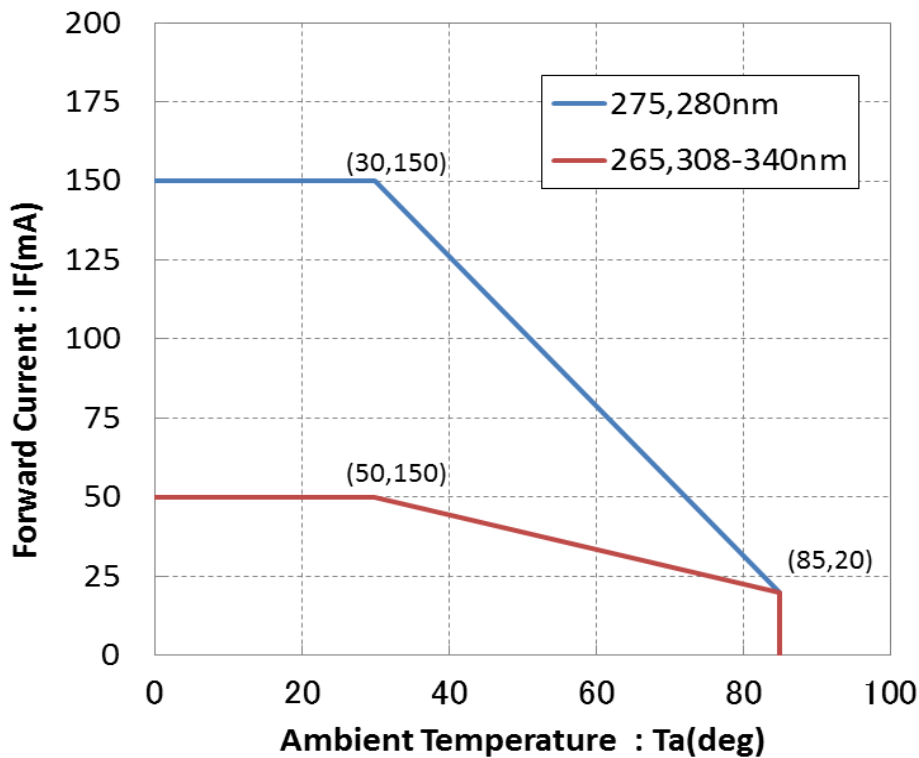


Model xxx-FE-01 series Bare Die (Flip chip form, Au Pad)

Absolute Maximum Ratings

Item	Symbol	Unit	Value
Forward Current	IF	mA	150(275,280nm),50(265,308-340nm)
Junction Temperature	T _J	°C	90
Operating Temperature	T _{OPR}	°C	-30 ~ +85
Storage Temperature	T _{STR}	°C	-40 ~ +85 (No condensation)

Derating Curve



Notes:

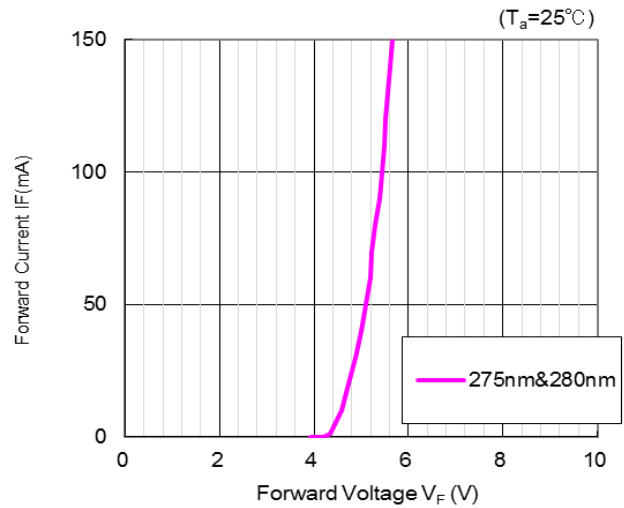
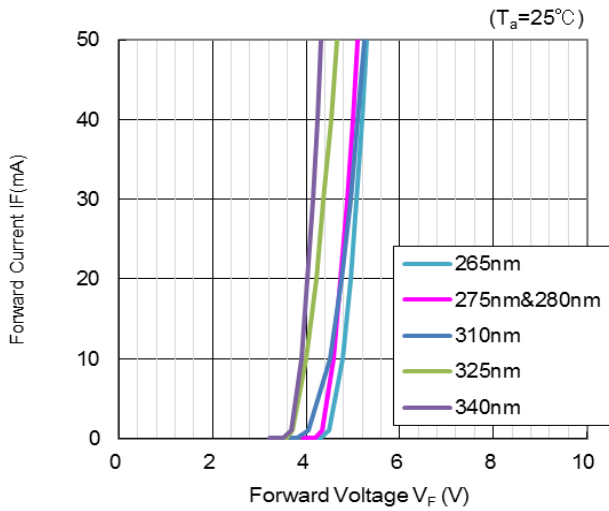
Maximum ratings and derating curve strongly depend on assembly materials.

The above ratings and derating curve were determined using AlN submount, Al substrate and heatsink. Ratings may be different for other materials and environment.

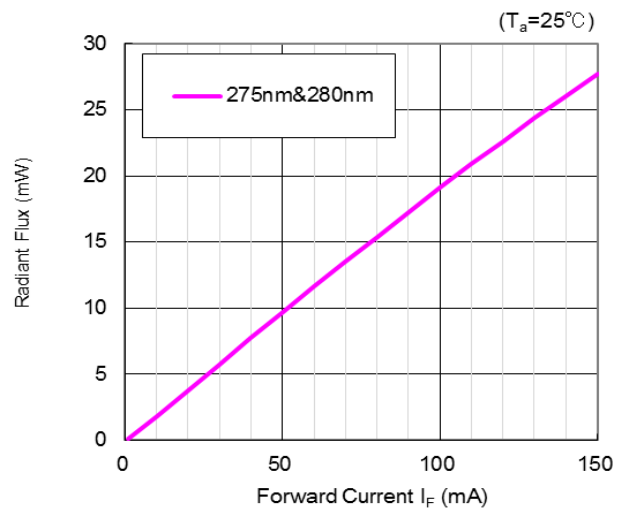
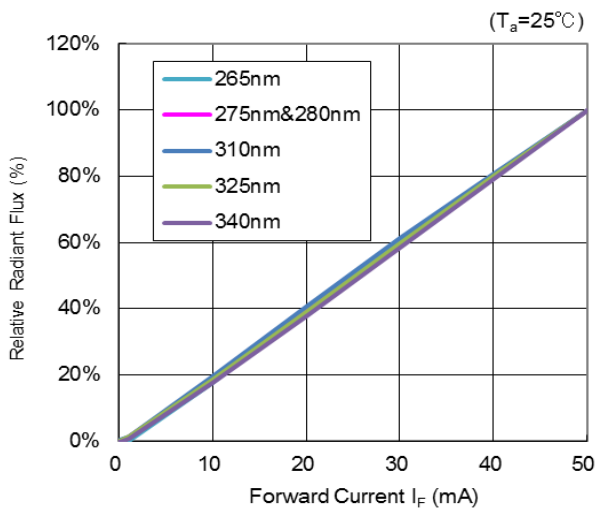
Model xxx-FE-01 series Bare Die (Flip chip form, Au Pad)

Reference Data(1)

Forward Voltage vs Forward Current



Forward Current vs Radiated Flux



Spectrum

