

Model xxx-FL-01 series

Bare Die (Flip chip form, Au Pad)

Typical Optical-Electrical Characteristics

IF=350mA Ta=25C

Item	Symbol	Unit	275-FL-01			280-FL-01			308-FL-01			325-FL-01			340-FL-01		
			Min	Typ	Max	Min	Typ	Max	Min	Typ	Max	Min	Typ	Max	Min	Typ	Max
Peak Wavelength(*)	λ_p	nm	270	275	280	275	280	285	303	308	313	320	325	330	335	340	345
Radiant Flux(**)	P_o	mW	30	47	60	30	47	60	35	50	70	30	45	60	30	45	60
Full Width at Half Maximum	$\Delta\lambda$	nm	-	11	15	-	11	15	-	14	20	-	12	15	-	10	15
Forward Voltage	V_F	V	-	5.5	-	-	5.5	-	-	5.5	-	-	5.2	-	-	5.0	-

IF=600mA Ta=25C

Item	Symbol	Unit	275-FL-01			280-FL-01			308-FL-01			325-FL-01			340-FL-01		
			Min	Typ	Max	Min	Typ	Max	Min	Typ	Max	Min	Typ	Max	Min	Typ	Max
Peak Wavelength(*)	λ_p	nm	-	(275)	-	-	(280)	-	-	(308)	-	-	(325)	-	-	(340)	-
Radiant Flux(**)	P_o	mW	-	75	-	-	75	-	-	75	-	-	70	-	-	75	-
Full Width at Half Maximum	$\Delta\lambda$	nm	-	(12)	-	-	(12)	-	-	(15)	-	-	(12)	-	-	(10)	-
Forward Voltage	V_F	V	-	6.0	-	-	6.0	-	-	6.0	-	-	5.5	-	-	5.2	-

 (*)Peak Wavelength Measurement tolerance is ± 3 nm.

 (**)Radiant Flux Measurement tolerance is $\pm 10\%$.

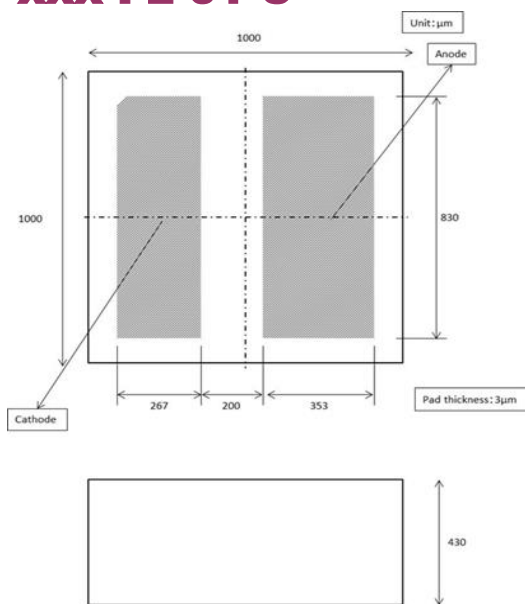
Binning is available.

Specification and dimension are subject to change for improvement without notice.

Product ID, Physical dimensions

xxx-FL-01-C

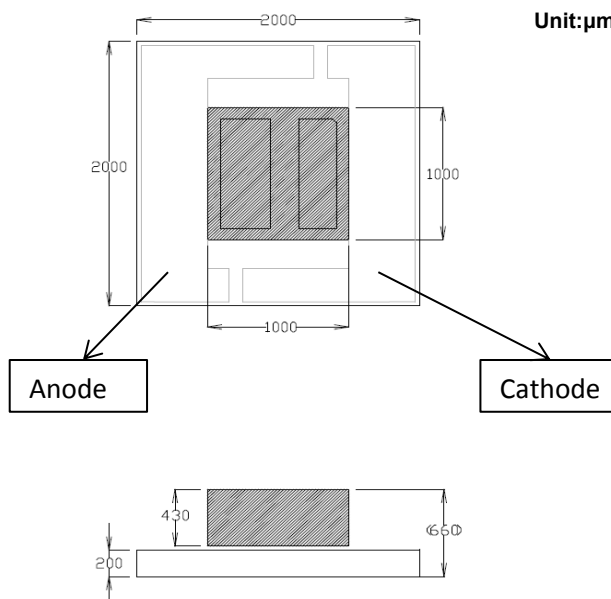
Bare Die



xxx-FL-01-S08

With AlN Submount

Unit: μm



WARNING

- LEDs emit very strong UV radiation.
- Do not look at the LED light with the naked eye or irradiate the skin.
UV radiation can harm your eyes and skin.
- To prevent UV radiation exposure, wear protective eyewear and protective equipment.
- If LEDs are embedded in devices, please indicate warning labels against the UV light LED used.
- Keep out of reach of children.

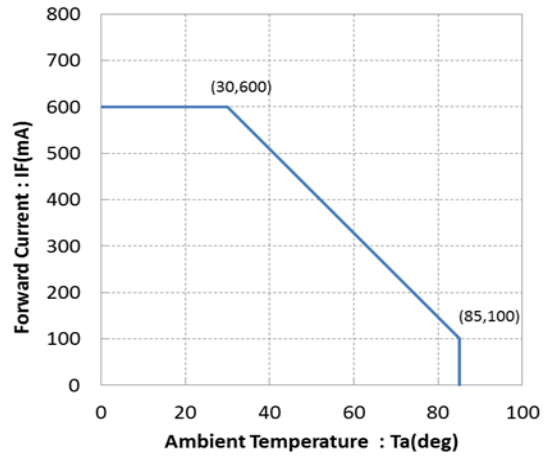
Model xxx-FL-01 series

Bare Die (Flip chip form, Au Pad)

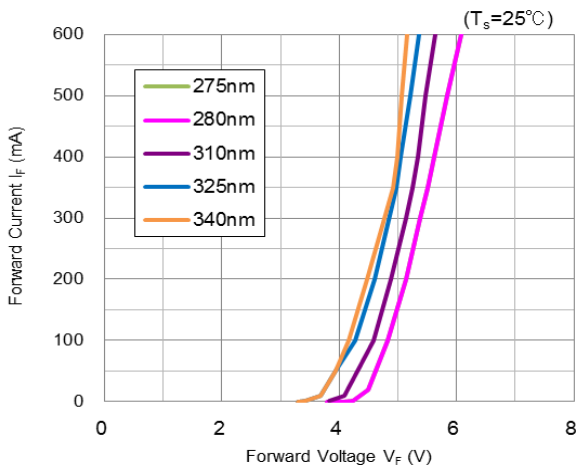
Absolute Maximum Ratings

Item	Symbol	Unit	Value
Forward Current	I_F	mA	600
Junction Temperature	T_J	°C	100
Operating Temperature	T_{OPR}	°C	-30 ~ +85
Storage Temperature	T_{STR}	°C	-40 ~ +85 (No condensation)

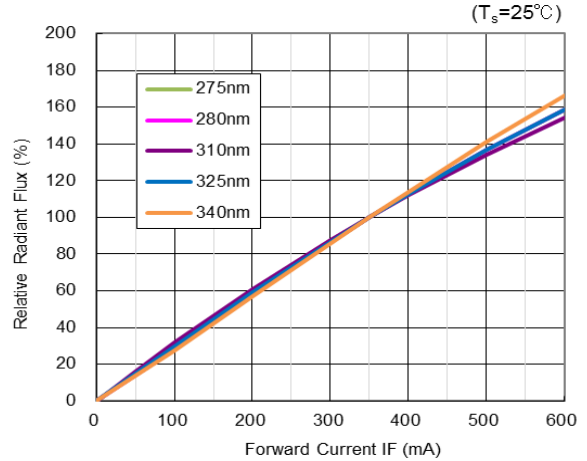
Derating Curve



Forward Voltage vs Forward Current



Forward Current vs Radiant Flux



Spectrum

